

STATEMENT OF APPROVED BUDGET, UTILIZATIONS, DISBURSEMENTS AND BALANCES

(For Off-Budgetary Funds)

As at the Quarter Ending March 31, 2022

Department : State Universities and Colleges (SUCs)
 Agency/Entity : Negros Oriental State University
 Operating Unit : < not applicable >
 Organization Code (UACS) : 08 072 0000000
 Fund Cluster : 05 Internally Generated Funds

(e.g. UACS Fund Cluster: 05-Internally Generated Funds and 06-Business Related Funds)

Particulars	UACS CODE	Approved Budget			Utilizations					Disbursements					Balances		
		Approved Budgeted Revenue	Adjustments (Reductions, Modifications/	Adjusted Budgeted Revenue	1st Quarter Ending March 31	2nd Quarter Ending June 30	3rd Quarter Ending Sept. 30	4th Quarter Ending Dec. 31	Total	1st Quarter Ending March 31	2nd Quarter Ending June 30	3rd Quarter Ending Sept. 30	4th Quarter Ending Dec. 31	TOTAL	Unutilized Budget	Unpaid Obligations	
																Due and Demandable	Not Yet Due and Demandable
1	2	3	4	5=[(3+(-4))]	6	7	8	9	10=(6+7+8+9)	11	12	13	14	15=(11+12+13+14)	16=(5-10)	17	18
General Administration and Support	1000000000000000	248,361,658.06	(1,141,362.30)	247,220,295.76	8,956,173.41	0.00	0.00	0.00	8,956,173.41	6,916,917.02	0.00	0.00	0.00	6,916,917.02	238,264,122.35	105,222.80	1,934,033.59
General Management and Supervision	100000100001000	248,361,658.06	(1,141,362.30)	247,220,295.76	8,956,173.41	0.00	0.00	0.00	8,956,173.41	6,916,917.02	0.00	0.00	0.00	6,916,917.02	238,264,122.35	105,222.80	1,934,033.59
PS		5,257,315.06	193,850.09	5,451,165.15	496,035.98	0.00	0.00	0.00	496,035.98	490,035.98	0.00	0.00	0.00	490,035.98	4,955,129.17	6,000.00	0.00
MOOE		120,273,343.77	(1,384,423.19)	118,888,920.58	6,765,509.80	0.00	0.00	0.00	6,765,509.80	6,426,881.04	0.00	0.00	0.00	6,426,881.04	112,123,410.78	99,222.80	239,405.96
CO		122,830,999.23	49,210.80	122,880,210.03	1,694,627.63	0.00	0.00	0.00	1,694,627.63	0.00	0.00	0.00	0.00	0.00	121,185,582.40	0.00	1,694,627.63
Sub-Total, General Administration and Support		248,361,658.06	(1,141,362.30)	247,220,295.76	8,956,173.41	0.00	0.00	0.00	8,956,173.41	6,916,917.02	0.00	0.00	0.00	6,916,917.02	238,264,122.35	105,222.80	1,934,033.59
PS		5,257,315.06	193,850.09	5,451,165.15	496,035.98	0.00	0.00	0.00	496,035.98	490,035.98	0.00	0.00	0.00	490,035.98	4,955,129.17	6,000.00	0.00
MOOE		120,273,343.77	(1,384,423.19)	118,888,920.58	6,765,509.80	0.00	0.00	0.00	6,765,509.80	6,426,881.04	0.00	0.00	0.00	6,426,881.04	112,123,410.78	99,222.80	239,405.96
FinEx (if Applicable)		0.00	0.00	0.00	0.00	0.00	0.00	0.00	0.00	0.00	0.00	0.00	0.00	0.00	0.00	0.00	0.00
CO		122,830,999.23	49,210.80	122,880,210.03	1,694,627.63	0.00	0.00	0.00	1,694,627.63	0.00	0.00	0.00	0.00	0.00	121,185,582.40	0.00	1,694,627.63
Support to Operations	2000000000000000	245,495,270.42	0.00	245,495,270.42	2,733,935.62	0.00	0.00	0.00	2,733,935.62	108,529.62	0.00	0.00	0.00	108,529.62	242,761,334.80	0.00	2,625,406.00
Auxiliary Services	200000100001000	245,495,270.42	0.00	245,495,270.42	2,733,935.62	0.00	0.00	0.00	2,733,935.62	108,529.62	0.00	0.00	0.00	108,529.62	242,761,334.80	0.00	2,625,406.00
PS		1,046,258.50	0.00	1,046,258.50	0.00	0.00	0.00	0.00	0.00	0.00	0.00	0.00	0.00	0.00	1,046,258.50	0.00	0.00
MOOE		206,430,145.72	248,995.00	206,679,140.72	413,919.62	0.00	0.00	0.00	413,919.62	108,529.62	0.00	0.00	0.00	108,529.62	206,265,221.10	0.00	305,390.00
CO		38,018,866.20	(248,995.00)	37,769,871.20	2,320,016.00	0.00	0.00	0.00	2,320,016.00	0.00	0.00	0.00	0.00	0.00	35,449,855.20	0.00	2,320,016.00
Sub-Total, Support to Operations		245,495,270.42	0.00	245,495,270.42	2,733,935.62	0.00	0.00	0.00	2,733,935.62	108,529.62	0.00	0.00	0.00	108,529.62	242,761,334.80	0.00	2,625,406.00
PS		1,046,258.50	0.00	1,046,258.50	0.00	0.00	0.00	0.00	0.00	0.00	0.00	0.00	0.00	0.00	1,046,258.50	0.00	0.00
MOOE		206,430,145.72	248,995.00	206,679,140.72	413,919.62	0.00	0.00	0.00	413,919.62	108,529.62	0.00	0.00	0.00	108,529.62	206,265,221.10	0.00	305,390.00
FinEx (if Applicable)		0.00	0.00	0.00	0.00	0.00	0.00	0.00	0.00	0.00	0.00	0.00	0.00	0.00	0.00	0.00	0.00
CO		38,018,866.20	(248,995.00)	37,769,871.20	2,320,016.00	0.00	0.00	0.00	2,320,016.00	0.00	0.00	0.00	0.00	0.00	35,449,855.20	0.00	2,320,016.00
Operations	3000000000000000	375,490,714.98	1,141,362.30	376,632,077.28	13,896,539.07	0.00	0.00	0.00	13,896,539.07	2,187,452.74	0.00	0.00	0.00	2,187,452.74	362,735,538.21	121,638.03	11,587,448.30
OO : Relevant and quality tertiary education ensured to achieve inclusive growth and access of poor but deserving students to quality tertiary education increased	3100000000000000	305,575,745.89	1,291,362.30	306,867,108.19	13,681,938.88	0.00	0.00	0.00	13,681,938.88	2,091,040.58	0.00	0.00	0.00	2,091,040.58	293,185,169.31	49,970.00	11,540,928.30
HIGHER EDUCATION PROGRAM	3101000000000000	305,575,745.89	1,291,362.30	306,867,108.19	13,681,938.88	0.00	0.00	0.00	13,681,938.88	2,091,040.58	0.00	0.00	0.00	2,091,040.58	293,185,169.31	49,970.00	11,540,928.30
Provision of Higher Education Services	310100100002000	305,575,745.89	1,291,362.30	306,867,108.19	13,681,938.88	0.00	0.00	0.00	13,681,938.88	2,091,040.58	0.00	0.00	0.00	2,091,040.58	293,185,169.31	49,970.00	11,540,928.30
PS		35,663,963.47	58,735.90	35,722,699.37	871,331.21	0.00	0.00	0.00	871,331.21	870,121.21	0.00	0.00	0.00	870,121.21	34,851,368.16	1,210.00	0.00
MOOE		114,036,575.76	(125,000.00)	113,911,575.76	1,711,504.37	0.00	0.00	0.00	1,711,504.37	1,140,919.37	0.00	0.00	0.00	1,140,919.37	112,200,071.39	48,760.00	521,825.00
CO		155,875,206.66	1,357,626.40	157,232,833.06	11,099,103.30	0.00	0.00	0.00	11,099,103.30	80,000.00	0.00	0.00	0.00	80,000.00	146,133,729.76	0.00	11,019,103.30
OO : Higher education research improved to promote economic productivity and innovation	3200000000000000	48,560,452.17	(150,000.00)	48,410,452.17	159,995.19	0.00	0.00	0.00	159,995.19	89,287.16	0.00	0.00	0.00	89,287.16	48,250,456.98	70,708.03	0.00
ADVANCED EDUCATION PROGRAM	3201000000000000	1,069,343.99	0.00	1,069,343.99	9,921.16	0.00	0.00	0.00	9,921.16	9,921.16	0.00	0.00	0.00	9,921.16	1,059,422.83	0.00	0.00
Provision of Advanced Education Services	320100100001000	1,069,343.99	0.00	1,069,343.99	9,921.16	0.00	0.00	0.00	9,921.16	9,921.16	0.00	0.00	0.00	9,921.16	1,059,422.83	0.00	0.00
PS		1,038,043.99	0.00	1,038,043.99	9,921.16	0.00	0.00	0.00	9,921.16	9,921.16	0.00	0.00	0.00	9,921.16	1,028,122.83	0.00	0.00
MOOE		31,300.00	0.00	31,300.00	0.00	0.00	0.00	0.00	0.00	0.00	0.00	0.00	0.00	0.00	31,300.00	0.00	0.00
CO		0.00	0.00	0.00	0.00	0.00	0.00	0.00	0.00	0.00	0.00	0.00	0.00	0.00	0.00	0.00	0.00
RESEARCH PROGRAM	3202000000000000	47,491,108.18	(150,000.00)	47,341,108.18	150,074.03	0.00	0.00	0.00	150,074.03	79,366.00	0.00	0.00	0.00	79,366.00	47,191,034.15	70,708.03	0.00
Conduct of Research Services	320200100001000	47,491,108.18	(150,000.00)	47,341,108.18	150,074.03	0.00	0.00	0.00	150,074.03	79,366.00	0.00	0.00	0.00	79,366.00	47,191,034.15	70,708.03	0.00
PS		100,000.00	0.00	100,000.00	0.00	0.00	0.00	0.00	0.00	0.00	0.00	0.00	0.00	0.00	100,000.00	0.00	0.00
MOOE		43,658,159.18	(1,097,648.00)	42,560,511.18	150,074.03	0.00	0.00	0.00	150,074.03	79,366.00	0.00	0.00	0.00	79,366.00	42,410,437.15	70,708.03	0.00
CO		3,732,949.00	947,648.00	4,680,597.00	0.00	0.00	0.00	0.00	0.00	0.00	0.00	0.00	0.00	0.00	4,680,597.00	0.00	0.00

STATEMENT OF APPROVED BUDGET, UTILIZATIONS, DISBURSEMENTS AND BALANCES

(For Off-Budgetary Funds)

As at the Quarter Ending March 31, 2022


Department : State Universities and Colleges (SUCs)
 Agency/Entity : Negros Oriental State University
 Operating Unit : < not applicable >
 Organization Code (UACS) : 08 072 0000000
 Fund Cluster : 05 Internally Generated Funds

(e.g. UACS Fund Cluster: 05-Internally Generated Funds and 06-Business Related Funds)


Particulars	UACS CODE	Approved Budget			Utilizations					Disbursements					Balances		
		Approved Budgeted Revenue	Adjustments (Reductions, Modifications/	Adjusted Budgeted Revenue	1st Quarter Ending March 31	2nd Quarter Ending June 30	3rd Quarter Ending Sept. 30	4th Quarter Ending Dec. 31	Total	1st Quarter Ending March 31	2nd Quarter Ending June 30	3rd Quarter Ending Sept. 30	4th Quarter Ending Dec. 31	TOTAL	Unutilized Budget	Unpaid Obligations	
																5=[(3+(-)4)]	6
1	2	3	4	5	6	7	8	9	10	11	12	13	14	15	16	17	18
OO: Community engagement increased	3300000000000000	21,354,516.92	0.00	21,354,516.92	54,605.00	0.00	0.00	0.00	54,605.00	7,125.00	0.00	0.00	0.00	7,125.00	21,299,911.92	960.00	46,520.00
TECHNICAL ADVISORY EXTENSION PROGRAM	3301000000000000	21,354,516.92	0.00	21,354,516.92	54,605.00	0.00	0.00	0.00	54,605.00	7,125.00	0.00	0.00	0.00	7,125.00	21,299,911.92	960.00	46,520.00
Provision of Extension Services	3301001000010000	21,354,516.92	0.00	21,354,516.92	54,605.00	0.00	0.00	0.00	54,605.00	7,125.00	0.00	0.00	0.00	7,125.00	21,299,911.92	960.00	46,520.00
PS		2,373,523.45	0.00	2,373,523.45	0.00	0.00	0.00	0.00	0.00	0.00	0.00	0.00	0.00	0.00	2,373,523.45	0.00	0.00
MOOE		18,751,433.47	0.00	18,751,433.47	54,605.00	0.00	0.00	0.00	54,605.00	7,125.00	0.00	0.00	0.00	7,125.00	18,696,828.47	960.00	46,520.00
CO		229,560.00	0.00	229,560.00	0.00	0.00	0.00	0.00	0.00	0.00	0.00	0.00	0.00	0.00	229,560.00	0.00	0.00
Sub-Total, Operations		375,490,714.98	1,141,362.30	376,632,077.28	13,896,539.07	0.00	0.00	0.00	13,896,539.07	2,187,452.74	0.00	0.00	0.00	2,187,452.74	362,735,538.21	121,638.03	11,587,448.30
PS		39,175,530.91	58,735.90	39,234,266.81	881,252.37	0.00	0.00	0.00	881,252.37	880,042.37	0.00	0.00	0.00	880,042.37	38,353,014.44	1,210.00	0.00
MOOE		176,477,468.41	(1,222,648.00)	175,254,820.41	1,916,183.40	0.00	0.00	0.00	1,916,183.40	1,227,410.37	0.00	0.00	0.00	1,227,410.37	173,338,637.01	120,428.03	568,345.00
FinEx (if Applicable)		0.00	0.00	0.00	0.00	0.00	0.00	0.00	0.00	0.00	0.00	0.00	0.00	0.00	0.00	0.00	0.00
CO		159,837,715.66	2,305,274.40	162,142,990.06	11,099,103.30	0.00	0.00	0.00	11,099,103.30	80,000.00	0.00	0.00	0.00	80,000.00	151,043,886.76	0.00	11,019,103.30
GRAND TOTAL		869,347,643.46	0.00	869,347,643.46	25,586,648.10	0.00	0.00	0.00	25,586,648.10	9,212,899.38	0.00	0.00	0.00	9,212,899.38	843,760,995.36	226,860.83	16,146,887.89
PS		45,479,104.47	252,585.99	45,731,690.46	1,377,288.35	0.00	0.00	0.00	1,377,288.35	1,370,078.35	0.00	0.00	0.00	1,370,078.35	44,354,402.11	7,210.00	0.00
MOOE		503,180,957.90	(2,358,076.19)	500,822,881.71	9,095,612.82	0.00	0.00	0.00	9,095,612.82	7,762,821.03	0.00	0.00	0.00	7,762,821.03	491,727,268.89	219,650.83	1,113,140.96
FinEx (if Applicable)		0.00	0.00	0.00	0.00	0.00	0.00	0.00	0.00	0.00	0.00	0.00	0.00	0.00	0.00	0.00	0.00
CO		320,687,581.09	2,105,490.20	322,793,071.29	15,113,746.93	0.00	0.00	0.00	15,113,746.93	80,000.00	0.00	0.00	0.00	80,000.00	307,679,324.36	0.00	15,033,746.93

This report was generated using the Unified Reporting System on 26/04/2022 11:52 version.FAR2.1.1 ; Status : SUBMITTED

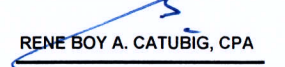
Certified Correct:


MARIA JONAMIE T. LMATOC, CPA
 Acting University Budget Officer
 Date: 2022-04-26 11:44:09


Certified Correct:


MAURICE ANAVER B. DORDADO, CPA
 University Chief Accountant
 Date: 2022-04-26 11:44:09

Recommending Approval By:


RENE BOY A. CATUBIG, CPA
 Chief Administrative Officer-Finance
 Date: 2022-04-26 11:46:07

Approved By:


JOEL P. UMSON, Ph.D.
 University President
 Date: 2022-04-26 11:46:07